

MASTERS SWIMMING AUSTRALIA

Swim Central Help Sheet



HOW TO CREATE A PROFILE/ACCOUNT IN SWIM CENTRAL

To create a Swim Central profile/account please follow the following steps to register and login. Please note each member profile in Swim Central requires a unique email address

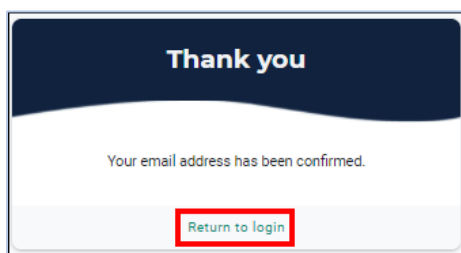
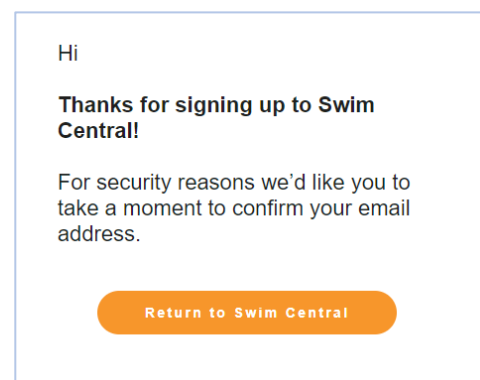
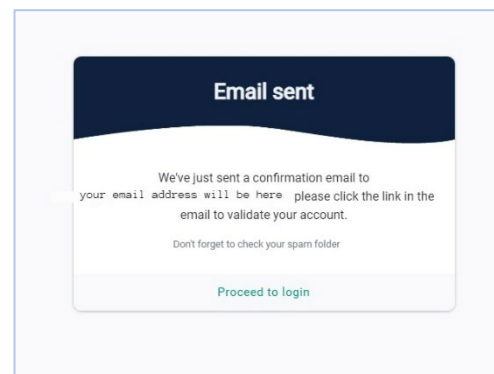
- 1) Go to Swim Central <https://swimcentral.swimming.org.au/home> and at the bottom of the right hand screen Select Register for an account.
- 2) Enter your email address that is the same one as your MSA profile in SportsTG, personal details and create a password that contains at least 8 characters, with at least 1 uppercase letter and 1 number and select Register. (please contact your Branch or MSA to confirm your email address used if you are unsure)

Alternatively you can register using your Google, Facebook or Apple account.

The image displays two side-by-side screenshots of the Swim Central website's user interface. The left screenshot is titled 'Login to your account' and features three social login options (Google, Facebook, Apple) and a 'OR CONTINUE WITH' link. Below these are fields for 'Email' and 'Password', a 'Remember password' checkbox, and a 'Forgot password?' link. A green 'Login' button is at the bottom, and a red box highlights the link 'Don't have a login? Register for an account'. The right screenshot is titled 'Sign Up for an account' and includes the same social login options. It has fields for 'Your email' (with a note 'Must be parent or primary account holder'), 'First name', 'Last name', 'Date of birth', 'Gender' (set to 'Female'), and 'Postcode'. There is a 'Create Password' field with an eye icon. A green 'Register' button is highlighted with a red box. At the bottom, there is a link 'Already have an account? Log In'.

HOW TO CREATE A PROFILE/ACCOUNT IN SWIM CENTRAL

- 3) A confirmation email will be sent to the email address you entered from noreply@swimming.org.au
- 4) You will need to access your inbox and click the confirmation link in the email before proceeding. Please check your spam/junk folders if you do not see an e-mail in your inbox within a few minutes.
- 5) Select Return to Swim Central from the email to confirm your email address.
- 6) A new window will pop up to show you that your email address has been confirmed.
- 7) Select Return to Log in and the system login screen will appear.



- 8) Enter your newly registered e-mail and password then select **Login**.
- 9) You need to read and agree to the Swim Central Terms and Conditions.

You will now be logged in to Swim Central.

